


Name: _____

Date: _____


Plant & Animal Cell Observations – 5th grade

Using your microscope view prepared slides of plant and animal cells. Draw a detailed picture of what you see. Label your drawings.




Magnification Power: _____

Cell Type: _____




Magnification Power: _____

Cell Type: _____




Magnification Power: _____

Cell Type: _____




Magnification Power: _____

Cell Type: _____



Magnification Power: _____

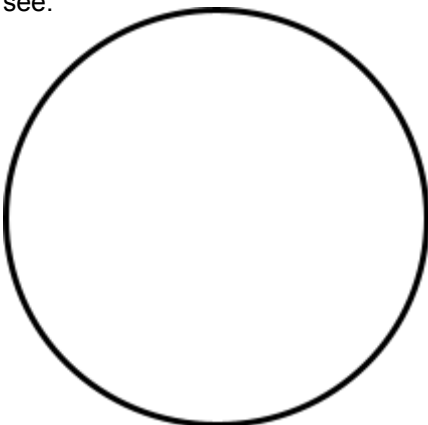
Cell Type: _____



Magnification Power: _____


Cell Type: _____

Make your own wet mount slide using an onion skin and pond water. View in the microscope. Draw a detailed picture of what you see.



Magnification Power: _____

Cell Type: **Onion Skin Cells**



Magnification Power: _____

Cell Type: **Pond Water**